



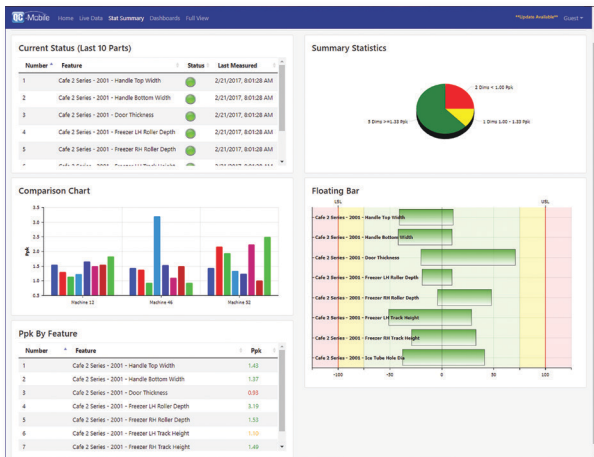
## Introduction

QC-Mobile is Prolink's first fully browser-based web application. Designed as a companion application to our Enterprise Report Scheduler (ERS), it brings your reports, dashboards, full views, real-time plots, and statistics to any device on the floor without the need to install software. Plus, it features an industry first QR code linking functionality making it possible for management to access relevant data about a process without prior knowledge of the software.

Imagine posting printed QR codes in each cell throughout your plant that link directly to the current quality results of that cell. Management can then check the status of the cell with their mobile device by simply scanning the QR code. Welcome to the future of SPC!

## PC Browser-based View

QC-Mobile uses the popular "card" style to display charts and data making it flexible as the screen size and orientation change.



## Phone Browser-based View

Viewing data on the go is easy. Simply use your phone's browser to view the same charts and data as you move through the shop. QC-Mobile's cards automatically resize and re-orient based on the size of the screen.



## Key Benefits

- Supports all desktop and mobile devices
- QR code support
- Dashboard carousel with drill down
- Customizable Home screen
- Interactive Full View display
- Used within your company walls
- Viewable across the internet (outside your company)
- Web server based so software updates are simple
- No software to install
- Supports all screen sizes (desktop, tablet, phone)

## Customizable Home Screen

The Home screen contains programmable cards allowing you to change what you are monitoring

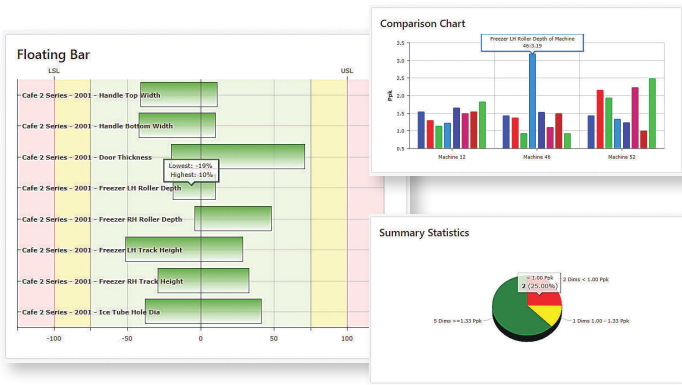


## QR Codes Make it Easy

ERS generates QR codes that can be posted throughout the factory and act as hyperlinks for QC-Mobile. Scanning these QR codes from any scanner app on a mobile device allows management to get relevant self-serve quality information for any cell in the factory without the need for training.



The above QR code will take you to Prolink Software's website to view a sample database. The user name and password are "guest" and "g".



### Stat Summary

The Stat Summary page displays a growing list of statistics and charts at both the record and characteristic level. In addition, rather than being a simple set of disparate web pages, QC-Mobile behaves as a connected application allowing you to interactively link from Live Data, Dashboards, and Full Views directly to the relevant statistics on the Stat Summary page.



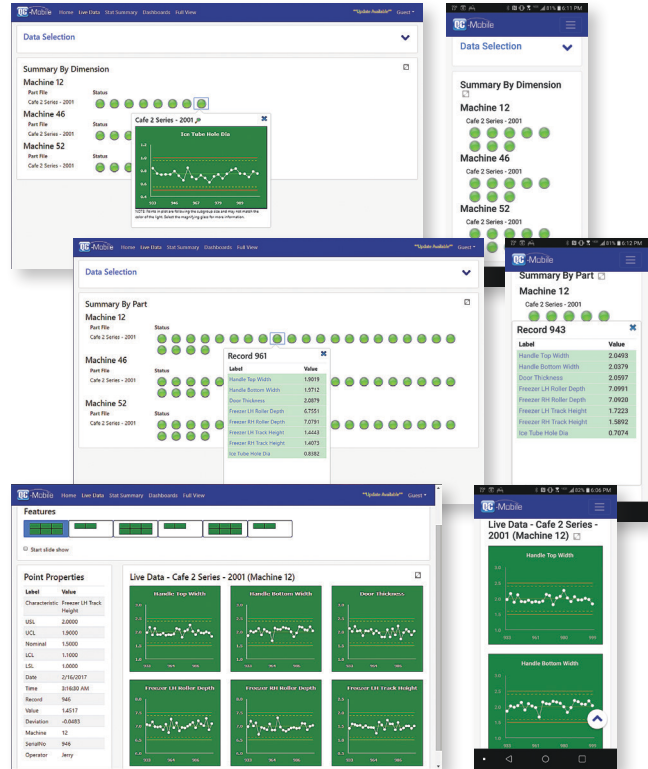
### Dashboard

The Dashboard page presents interactive dashboards from ERS in a scrolling carousel. Each user can monitor different lists of dashboards allowing location-specific overhead monitors to be installed throughout the factory.



### Live Data

The Live Data page continuously monitors data, displaying the data in either a summarized view (by record or characteristic) or the familiar real-time plots of QC-CALC Real-Time.



### Full View

The Full View page brings high-level shop floor monitoring and drill down capability from ERS to the browser. Whether being viewed from a phone, tablet, or a shop floor touch kiosk, quality information has never been more visual and interactive.

